

Year 2 Homework

Topic: Who is Ludwig Guttman?










Homework activities are intended to be as open ended as possible, allowing the children to reflect on their learning in class in a creative way and for the children to make their own decisions on how to collect, record and present their home learning. We know from research that all pupils have different learning styles – some are visual learners, others work well with words and writing, many learn best from practical hands-on activities e.g., through making things, art, or music. We know that children’s learning is maximised when they engage in activities using their individual learning styles.

Each week your child will be expected to complete a homework grid task. They can answer the question or complete the task in their own preferred way on one or two pages in their homework book. Here are some ideas of how children might approach learning grid activities:

- Drawing, colouring, sketches, labelled diagrams, artwork- painting, collage, 3D constructions
- Cooking with photographs or explanations
- Take photographs or even videos of their work
- Use the internet as a resource
- Tables, charts and grids
- Writing fiction, poems, descriptions
- Writing non-fiction-report, diary, letter, journal, newspaper report, e mail, leaflet, debate or explanation
- Invitations, postcard
- Your child can include objects or resources or references to them.

We hope you have fun learning.

Bloom's Taxonomy - levels of thinking

	Bloom's Taxonomy - levels of thinking			
	Knowing What do I know and understand?	Understanding Can I apply and show what I know?	Creating What can I create?	Evaluating Can I evaluate and make judgements?
Verbal I enjoy reading, writing and speaking 	Measure and record the size of different body parts. E.g. length of finger, hand span, length of big toe etc. 	Find a poem about food and learn it off by heart. You can use this link if you'd like: https://www.poetry4kids.com/topic/food/	Create a short song to remember the Paralympian Values	Watch or read an advert for food on the TV or on buses or magazines. Tell me about it: What is the food being sold? Who made the advert? What does the advert suggest about the food? What does the advert want you to buy, do or think?
Creative I enjoy painting, drawing, making and listening to music 	Research the portrait 'Senecio' by Paul Klee and create your own self-portrait using his style.	Design a poster advertising the Paralympics in Farnborough Village.	Create a skeleton model using any materials e.g. sticks, pasta, straws. 	Create a healthy snack or meal for the family. What would you include?
With my family I enjoy working with others 	Create a fact-file about one of the UK's most successful Paralympians who have overcome challenges faced by their disability. 	Create a word search or crossword puzzle containing some of the key topic vocabulary you have learnt. Ask a friend or family member to solve it.	Choose an organ or body part in the human body. Make a list of interesting facts about it. 	Create your own poster or sculpture using fruit, vegetables or plants inspired by Giuseppe Arcimboldo. Use this link to find out more: https://artsmartforkids.wordpress.com/art-projects/giuseppe-arcimboldo/
On my own I enjoy working by myself 	Design a new Paralympic logo. 	Track how much fruit and vegetables you eat during the week and keep a tally chart.	Create a collage of Paralympian sports people from around the world. Include inspirational words that tell something about them.	Turn your house into a restaurant for your evening meal- you could create placemats, menus, decide how much you're going to charge your guests!