


Year 3 Homework



Topic: Why is Tutankhamun so well known?



Science: Forces and Magnets




Homework activities are intended to be as open ended as possible, allowing the children to reflect on their learning in class in a creative way and for the children to make their own decisions on how to collect, record and present their home learning. We know from research that all pupils have different learning styles – some are visual learners, others work well with words and writing, many learn best from practical hands on activities e.g. through making things, art or music. We know that children's learning is maximised when they engage in activities using their individual learning styles.

Each week your child will be expected to complete a homework grid task. They can answer the question or complete the task in their own preferred way.

Here are some ideas of how children might approach learning grid activities:

- Drawing, colouring, sketches, labelled diagrams, artwork- painting, collage, 3D constructions
- Cooking with photographs or explanations
- Take photographs or even videos of their work
- Use the internet as a resource
- Tables, charts and grids
- Writing fiction, poems, descriptions
- Writing non-fiction-report, diary, letter, journal, newspaper report, e mail, leaflet, debate or explanation
- Invitations, postcard
- Your child can include objects or resources or references to them.

We hope you have fun learning

	Bloom's Taxonomy - levels of thinking			
	Knowing What do I know and understand?	Understanding Can I apply and show what I know?	Creating What can I create?	Evaluating Can I evaluate and make judgements?
<u>Verbal</u> I enjoy reading, writing and speaking 	Research and find interesting landmarks in Egypt on a map. Explain to another person why this landmark is important.	Create a science experiment to test how an object moves over different types of surfaces.	Can you write a short story and make it into a stop motion film?	What would you do if you could travel back in time to Ancient Egypt for the day? Write a diary entry about your visit.
<u>Creative</u> I enjoy painting, drawing, making and listening to music 	Draw a picture or make a model of something you have read about in a book.	Use a computer to create a timeline of events.	Write a message in hieroglyphics. Decorate it so it looks like an authentic piece of papyrus.	Design a game that uses a magnet? How can you use your knowledge of magnets to help you?
<u>With my family</u> I enjoy working with others 	Try a new sport. Take photos to share with the class. Or Create and take part in an exercise timetable to improve fitness.	Follow a recipe to create a healthy meal. Take photos to share with the class	Find out some Egyptian recipes and create a meal to share with your family or friends.	Make a simple game about ancient Egypt e.g. snap, uno, snakes and ladders etc. Play it with your family. Then evaluate it? What made the game most fun? What would you change? What would be the impact of this?
<u>On my own</u> I enjoy working by myself 	Make an information poster about forces and magnets.	Test different materials to see if they are magnetic. Draw or create an information page showing what you have discovered.	Can you create an Egyptian necklace or a net for a pyramid? Or maybe a tomb for an Egyptian mummy?	Keep a diary for a week. Think about all of your achievements, big and small. How does this make you feel?

These activities are either linked to your English, topic or give you the opportunity to do things that really matter with family and friends at home, whether it be having fun or being responsible in your house.