

The background features a light pink grid pattern. There are several colorful, wavy shapes: a yellow one in the top left, a light blue one in the top right, a purple one in the bottom left, and a pink one in the bottom right. Small decorative elements include a lightning bolt in the top right, a star in the bottom left, and a star in the bottom right. There are also small clusters of dots in various colors (pink, purple, yellow, blue) scattered throughout.

Welcome to Year 3!

Miss Pattison & Mrs Cheeseman

Mrs McDonald

Farnborough Primary School – Curriculum Overview - Year Three - Pegasus

	Autumn One		Autumn Two		Spring One		Spring Two		Summer One		Summer Two	
Key Texts	I'll take you to Mrs Cole Egyptian Cinderella		How to make a Marsh monster (The Night I met Father Christmas		Journey Iron Man		Buy the Perfect Parrot The Twits		Poems for Year 3 Staying Out		The Lighthouse	
Spine Texts	Tutankhamun's Tomb		The Night I met <u>Father</u> Christmas		Iron Man		Hari and his Electric Feet		Ariki and the Giant Shark		The Boy who <u>Grew</u> Dragons Great Adventures	
	Tutankhamun				Rome & Romans		The Element in the Room		Into the Blue			
English	Fiction Settings	Explanation Text	Fiction Character	Instructions	Poetry	Fiction Suspense	Persuasion	Fiction Dialogue	Fiction Action	Newspaper	Fiction – Opening and Endings	Poetry
Maths	Place Value	Addition & Subtraction	Addition & Subtraction	Multiplication & Division	Multiplication & Division	Money Statistics	Length and Perimeter	Fractions	Fractions	Time	Properties of Shape	Mass & Capacity
Science	Why do some materials attract?		Can you see me?		What do rocks tell us about the way the Earth was formed?			How has Cristiano Ronaldo maintained his position in the football world?				
Computing	Digital Literacy: E-safety Being smart		Digital Literacy: Connecting computers Smart searchers		Information Technology Year 3 presents...		Information Technology Movie Makers		Computer Science: Block <u>Code-using</u> inputs		Computer Science: Block Code - sequencing	
History	Ancient Egypt Why was Tutankhamun so well known?				Stone Age to Iron Age What was <u>life-like</u> before the Romans were in Britain?			Romans in Britain How does the <u>Roman</u> Empire still <u>impact</u> on us today?				
Geography									Blue Planet Why do I pay for a plastic bag?			
Art	Gestural Drawing with Charcoal				Working with Shape and Colour				Making Animated Drawings			
DT	Food: Eating Seasonally		Structures: Constructing pyramids		Textiles: Cushions		Mechanical Systems: Pneumatic Toys		Electrical Systems: Static Electricity		Digital World: Electronic charm	
RE	Buddhism Who was the Buddha?		Buddhism Significance of peace		Christianity The Bible		Sikhism Beliefs		Sikhism Teaching & Life		Hinduism Gods & Beliefs	
Music	BYMT-Djembe drums Singing				BYMT-Djembe drums Performance Singing, pitch & melody				BYMT-Djembe drums Composing Improvisation & performance			
PE	Swimming/Skills Academy-large ball skills				Dance & Gymnastics/Skills Academy-hockey, basketball				Athletics/Skills Academy -small ball skills			
French	Numbers		Around the world		Colours		Body parts		All Around Town		Holidays and Hobbies	
PSHE	Me and my Relationships		Valuing Difference		Keeping Safe		Rights and Respect		Being my Best		Growing and Changing	
Visits and Visitors	British Museum		Lyceum Theatre The Lion King		Natural History Museum		Crofton Roman Villa		London Sealife Centre			

Weekly timetable

- Every morning, children will complete maths and English lessons, including multiplication practice, reasoning work, writing and grammar.
- Children will be taught French, music and some P.E. lessons by specialist teachers.
- Children will need to wear their P.E. kit in school on P.E days. P.E. lessons might be changed due to weather/other school events taking place but you will be notified if a change happens in advance.

"READING IS A PASSPORT
TO COUNTLESS ADVENTURES."
- MARY POPE OSBORNE



Reading

BOOKS TRAIN YOUR
imagination
TO THINK *big!*

- In school, children will have guided reading sessions two times a week. In these sessions, we will focus on different skills (vocabulary, inference, prediction, explaining, retrieval and summarising) that the children need to develop to become fluent readers.
- Children should read at home everyday. Reading is an important life skill and can also be an incredibly enjoyable activity. Many children last year identified reading as a mindfulness tool they used to help their wellbeing.
- Children should read a variety of text types which interest them and gives them pleasure to read.
- Children might also use appropriate texts to support them in learning to read, which will be sent home with them if required.






Reading
— IS —
dreaming
— WITH —
Open Eyes

Reading Spine

- These are the books we will be reading for pleasure during the year with the children. We will read to the children every afternoon.

Year 3



- To help encourage reading for pleasure, you could: read books to and with your child, visit the library and let them choose books; let children re-read favourite books; create artwork etc linked to their favourite stories; complete the reading challenge.



a b c d e
f g h i j k
l m n o p
q r s t u
v w x y z





Writing



TalkforWriting™



- We use Talk for Writing, which is a scheme of work which aims to teach the children to become fluent writers.
 - One of the key elements is the model text, which is a short piece of writing which we learn together as a class. It models key grammar, sentence structure and style features that we be explicitly taught.
 - In lessons, we use 'short burst writing' and shared writing to practise the key skills. These are short writing activities which are completed within a lesson. Over a series of lessons, the children build up these skills before then applying them in longer pieces of work.
- 
- 

The background features a white page with horizontal pink lines. There are several colorful, wavy shapes: a yellow one in the top left, a light blue one in the top right, a purple one in the bottom left, and a pink one in the bottom right. A pink lightning bolt is on the left, and a rainbow is on the right. A central light blue cloud-like shape contains the word 'Spelling' in a black cursive font.

Spelling

- Each week, we will focus on a different spelling pattern (e.g. -ing on words ending in 'e'). We will study these patterns in class during the week, with a spelling test on Friday.
- Spelling test results are useful, but the main way spelling is assessed is through correct use of the taught spelling patterns within independent writing. Children will be actively encouraged to apply the spelling patterns to their independent work to see the spellings being used in context.

Maths

- We follow the White Rose Hub scheme of learning to support our maths lessons. Our lessons follow a similar structure to allow the children to build their confidence in mathematical concepts which are continuously revisited through flashback activities to support the embedding of a concept.
- We will also begin to prepare the children for the Y4 multiplication check. Throughout the year we will be using different games and interactive activities to support their fluency in multiplication.



Homework

- Homework is designed to support and consolidate the learning in class. online.
- Maths homework: Set Thursday, due in Tuesday.
- English/Topic homework: Set Thursday, due in Tuesday
Please focus on supporting the children with their presentation, grammar and spelling.
This will support their writing in class.
- Spelling homework: Termly spellings sent out at start of each term, Test on Friday.

Notes

- 30 minutes maximum should be spent on a task, reasonably independently..

Topics (history and geography)

Ancient Egypt

Why was Tutankhamun so well known?

The Romans

How does the Roman Empire still impact on us today?

Stone Age to Iron Age

What was life like before the Romans were in Britain?

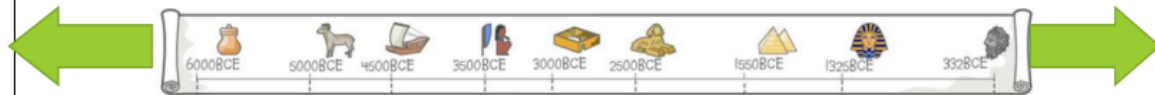
Blue Planet




Why do I pay for a plastic bag?

Prior Knowledge

- What do you know about the Ancient Egyptians?
- How do you know this?

Ancient Egypt Year 3 Knowledge Organiser



Big Question	Subject Specific Vocabulary		Start of the topic	End of the topic	Cross Curricular Links
<p>Why is Tutankhamun so well known?</p> 	Ancient	Very old, belonging to the distant past.			<p>Science</p>  <p>Mummification of a tomato</p> <p>Art</p>  <p>Design a cartouche</p>
	Archaeologist	People who discover our history by looking at artefacts that have been found.			
	Civilisation	Ancient civilisation refers specifically to the first settled and stable communities that became the basis for later states, nations, and empires.			
	Chronology	The arranging of events in their order of occurrence in time.			
	Empire	A group of countries led by one leader, or government.			
	Hieroglyphics	Symbols in the form of pictures which are used in some writing systems.			
	Legacy	A legacy is something that is handed down from one period of time to another period of time.			
	Mummification	The process of preserving a body, for example by rubbing it with special oils and wrapping it in cloth.			
	Treasure	A quantity of precious metals, gems, or other valuable/ valued objects.			
	Pharaoh	The word pharaoh originally meant 'great house', but came to mean the person who lived in it.			
Sarcophagus	Sarcophagus is a Greek word meaning flesh-eating and refers to the mummy case.				
Tombs	Ancient Egypt is known for its magnificent and beautiful tombs. The most well-known are within the pyramids in the Valley of the kings.				

Science topics

Forces

Why do some materials attract?

Light

Can you see me?

Rocks and Soils

What do rocks tell us about how the Earth was formed?

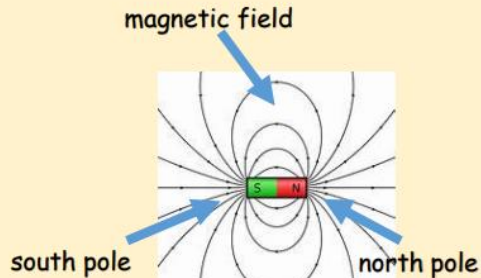
Animals including humans

How has Cristiano Ronaldo maintained his position in the football world?

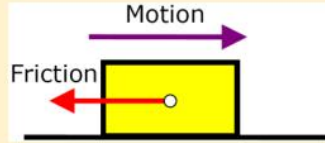


Why do some materials attract others?

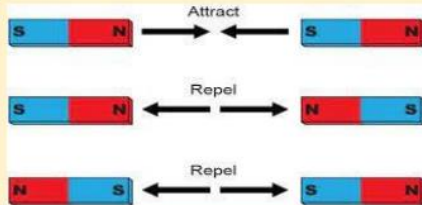
Magnets produce an area of magnetic force called a magnetic field.



Friction always slows a moving object down.



Friction is the force which acts in the direction opposite to the motion.



Key Vocabulary	Definition	Start of the topic	End of the topic
Force	A push or a pull.		
Gravity	Holds the planets in orbit around the Sun and pulls objects downwards towards a planet surface		
Friction	A force which tries to slow two surfaces rubbing together. Makes surfaces hot.		
Magnet	A material that produces a magnetic field.		
Attract	To pull together.		
Repel	To push away.		
Magnetic force	A force between magnets.		
Magnetic pole	Where the magnetic field is strongest.		
Contact force	A force where objects need to touch each other to push or pull.		
Non-contact force	A force where objects do not have to touch each other to push or pull.		

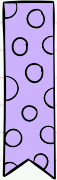
Magnetic materials



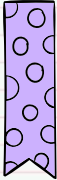
Non-magnetic materials



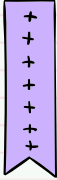
Supporting all children



Within every lesson, we teach children using many different strategies and use a number of resources based on each child's needs



Lessons are always adapted so that every child can access learning, make progress and be challenged further.



We ensure that extra groups to support a child / children take place to progress their learning further and confidence within lessons. This support might be during lessons and/ or separately, when appropriate.

Visits and Visitors

British Museum

9th November

The Lion King

29th November

**Natural History
Museum**

Spring Term

We will be organising further visits and visitors throughout the year



Any Questions?