



"And a strange sight it was, this tiny dark-haired person sitting there with her feet nowhere near touching the floor, totally absorbed in the wonderful adventures..."

The **MORE** that you  
**READ**, the more things  
you will **KNOW**.  
The **MORE** that you  
**Learn**, the more places  
you'll **GO**.

  
Dr. Seuss

*Beckley Normal.com*



# Phonics

Welcome to our  
Phonics workshop

Reception  
and Year One

# Session Aims

- **What is Phonics?**
- **How is phonics taught at Farnborough?**
- **How can children be supported at home?**



# Phonics

Phonics is the principal method we use to teach children to decode.

# What is decoding?

Decoding is a method of translating print into speech by rapidly matching a letter or combination of letters.


This is an important part of the reading process and forms an essential part for early readers to master to become efficient readers.



# Phonics

# Phonics

What is Phonics?




Introducing children to the joy and wonder of books requires a systematic teaching of phonics.



# Phonics

What is Phonics?



Phonics is a way of teaching children to read and write. It helps children hear, write, identify and use different sounds that distinguish one word from another in the English language.



Phonics

How is phonics

taught at

Farnborough Primary

School?



# Phonics

How is phonics  
taught Farnborough  
Primary School ?



Schools are required by the  
Department of Education to  
use a validated scheme.

We use **Bug Club Phonics**.

# Phonics

## How is phonics taught Farnborough Primary School ?

### Why Bug Club Phonics?



A huge e-book library to give children access to a range of books at home linked to phonemes.

Allows for whole class teaching, group and 1:1 teaching.

Enables children to learn spelling, handwriting and early writing skills in a systematic way.

Enables children to learn the alphabet, identify letters, phonemes (sounds), multi-syllable words, alternative spellings of phonemes in a systematic way.

Opportunities to re cap and consolidate phonics through phonics games and resources.

Good selection of colourful, diverse and varied texts, including fiction and non-fiction.

# Phonics

How is phonics  
taught  
Farnborough  
Primary School ?




Phonemes are sounds.

Grapheme is the letter or letters  
used to form the phoneme i.e

Phoneme is ai, grapheme for ai are the  
letters a and i.

# Phonics

How is phonics taught  
at Farnborough?



We teach a systematic and synthetic phonics programme in which phonemes (sounds) associated with particular graphemes (letter(s)) are pronounced in isolation and are blended together (synthesised).

# Phonics

How is phonics taught?



Once children can read the phonemes at a grapheme, word and text level confidently they move to the next phase.

Phase 1 Pre-school

Phase 2

Phase 3

Phase 4

Phase 5

Phase 6 Year One/Year Two



# How is phonics taught?



# Phonics

The 44 phonemes are taught in Reception and Year One between Phase 2 and Phase 5.

Once the children are secure with these sounds, alternative spellings of these sounds are introduced.



# Phonics

How is phonics  
taught Farnborough  
Primary School ?



Daily phonic lessons

Alphabet song  
Reading  
Spelling  
Handwriting  
Sentence

# Phonics

How is phonics  
taught

Farnborough Primary  
School ?



How do we pronounce  
the phonemes?

Sound mats for 2,3,5.

[https://www.youtube.com/watch?v=BqhXUW\\_v-1s](https://www.youtube.com/watch?v=BqhXUW_v-1s)

Now it's your turn.

Can you say the phonemes on the sound mats 2,3, 5?

How many words can you think of with the 'ai' phoneme? This includes the alternative spellings ay, a\_e, eigh, ey.

Find the phonemes on the sound mat first.



# Phonics

How is phonics  
taught Farnborough  
Primary School ?



Reading  
Blending happens when  
phonemes are pronounced  
in isolation and blended  
together (synthesised)

# Blending



# Phonics



- Blending means putting sounds together to say/read the word.
- The child says each phoneme clearly, sometimes more than once to hear the word.
- Most children need practise to blend before applying learnt sounds in words.
- Use robot arms to support blending.

net





saw



Sound buttons

alone



Sound buttons

cream



# Phonics

How is phonics  
taught Farnborough  
Primary School ?



Blend these words:

c a p

ch ur ch

match stick

time

How many phonemes?

How many letters?

How many syllables?

# Phonics

How is phonics  
taught Farnborough  
Primary School ?



Spelling  
Segmenting happens when  
phonemes are pronounced  
in isolation and segmented  
(broken up into  
phonemes/graphemes)

# Phonics

How is phonics  
taught Farnborough  
Primary School ?



Segment these words:

sat

storm

plate

thunder

knot

How many phonemes?  
How many letters?



## Now it's your turn

Can you practise sound talk with someone?

'hello, my name is .....

Can you read the say the sounds first and then blend the words on the word cards?

Can you add sound buttons?

Can you describe the words? How many phonemes, letters, or syllables do they have?



# Tricky Words

## Phonics

How is phonics  
taught Farnborough  
Primary School ?



- Each phase has a set of tricky words.
- Tricky words cannot be blended fully or at all.
- They have to be learnt as sight vocabulary.

# Phonics

How can children be supported at home.



Read often



Read bug club books at least 10 minutes, 5 days a week for phonics progression.

# Phonics

How can children be supported at home.



Additionally  
Children recap and read  
through the sound mats  
(phonemes they have learnt)  
Read e bug club books.  
Play sound games – I spy.  
Sound hunts.

# Phonics

How can children be supported at home.



How to read

Bug club paper books.



# Bug Club paper books

### Before and during reading

**1 Say the sounds and look at the new spellings**

/ow/	ou	/oi/	oy
------	----	------	----

**2 Blend the sounds**

toy	our	en/joy
loud	sounds	
de/stroy	cow/boy	
fair/ground	coun/ter	

**3 Read the tricky words**

diff/er/ent
man/y

Point out the tricky bit of the word (i.e. the 'a' sounds /e/ in 'many') and then blend the rest.

**Comprehension**

Ask the children to read the title. What do they expect this book to be about? Point out that this is an information book. What kinds of information might they expect to be inside? Have the children ever been to a toy shop themselves? Open the book to look at the contents page. What does this tell us?

**Vocabulary check**

Check that the children understand the meaning of following words: destroy, outfit, big wheel.

**Reading the book**

- Listen to the children reading the book. Ask them to say the sounds and blend them in order to read words they do not recognise immediately.
- Ensure that children read the headings.
- Point out any places where there are speech bubbles on the page. How might the toys speak? Encourage the children to read the text as expressively as they can.
- Stop on page 14 and point out the speech punctuation. What does this show us? Encourage the children to think about who is saying the words as they read.

Blending more than one syllable? Do one syllable at a time, e.g. cow/boy

## At the Toy shop

### Contents



Our toy shop	page 2
Looking inside	page 4
Loud sounds	page 6
Different dolls	page 8
Counting	page 10
Harry Hound	page 12
Home time	page 14

Written by  
Vicky Shipton





"And a strange sight it was, this tiny dark-haired person sitting there with her feet nowhere near touching the floor, totally absorbed in the wonderful adventures..."





# Phonics


How can children be supported at home.



How to find your way round the bug club programme and read e books.



# Reading



**Bug Club online**

**To log on go to:**

**Type in bug club and the address below will appear.**

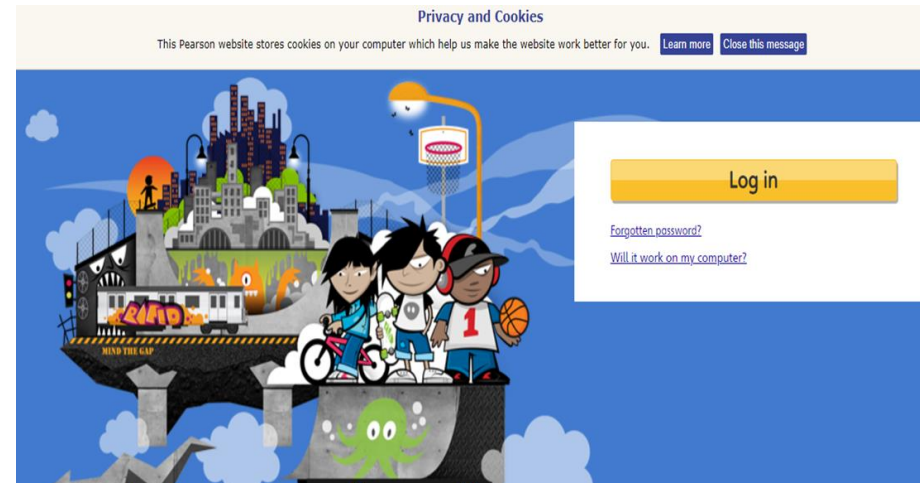
ActiveLearn: Login

<https://www.activelearnprimary.co.uk>

A digital learning space for your pupils and a toolkit for you, so that you can search, plan, allocate and assess all in one place.



*"And a strange sight it was, this tiny dark-haired person sitting there with her feet nowhere near touching the floor, totally absorbed in the wonderful adventures..."*

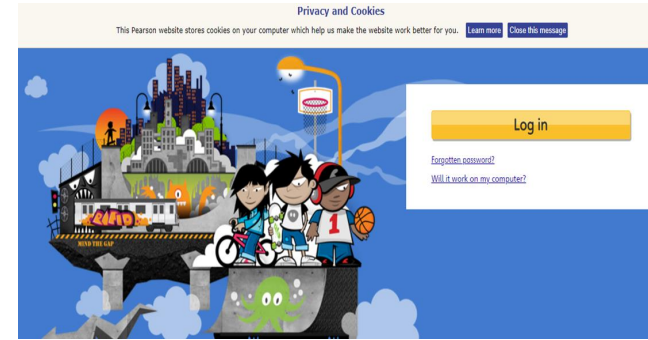






# Reading

**Bug Club online**

Type in your child's login details



Once in your child's account, go to 'my stuff' where your child's books are displayed. Select a book to read. The book does not have to be completed in one go.



*"And a strange sight it was, this tiny dark-haired person sitting there with her feet nowhere near touching the floor, totally absorbed in the wonderful adventures..."*



# Reading

## Bug Club online

My Stuff

My Home My Stuff My Library My Rewards Log Out Grown-ups Close

5 items

5 Independent

At the Toy Shop

Sid and the Scarecrow Dare

The Trout Fishing Song

Wallace & Gromit and the Snowman-o-tron

Super Gloop!

New

3 3 3 21 18



"And a strange sight it was, this tiny dark-haired person sitting there with her feet nowhere near touching the floor, totally absorbed in the wonderful adventures..."





# Reading

Bug Club online

Complete the bugs when you come across them.

**Before and during reading**

**1 Say the sounds and look at the new spellings**

/ow/	ou	/oi/	oy
------	----	------	----

**2 Blend the sounds**

toy	our	en/joy
loud	sounds	
de/stroy	cow/boy	
fair/ground	coun/ter	

**3 Read the tricky words**

diff/er/ent
man/y

Point out the tricky bit of the word (i.e. the 'er' sounds in 'many') and then blend the rest.

**Comprehension**

Ask the children to read the title. What do they expect this book to be about? Point out that this is an information book. What kinds of information might they expect to be inside? Have the children ever been to a toy shop themselves? Open the book to look at the contents page. What does this tell us?

**Vocabulary check**

Check that the children understand the meaning of following words: destroy, outfit, big wheel.

**Reading the book**

- Listen to the children reading the book. Ask them to say the sounds and blend them in order to read words they do not recognise immediately.
- Ensure that children read the headings.
- Point out any places where there are speech bubbles on the page. How might the toys speak? Encourage the children to read the text as expressively as they can.
- Stop on page 14 and point out the speech punctuation. What does this show us? Encourage the children to think about who is saying the words as they read.


Blending more than one syllable? Do one syllable at a time, e.g. cow/boy

**At the Toy shop**

**Contents**

Our toy shop	page 2
Looking inside	page 4
Loud sounds	page 6
Different dolls	page 8
Counting	page 10
Harry Hound	page 12
Home time	page 14

Written by  
**Vicky Shipton**



"And a strange sight it was, this tiny dark-haired person sitting there with her feet nowhere near touching the floor, totally absorbed in the wonderful adventures..."



# Reading

## Bug Club online

**Before and during reading**

**1 Say the sounds and look at the new spellings**

/ow/	ou	/oi/	oy
------	----	------	----

**2 Blend the sounds**

toy	our	en/joy
loud	sounds	
de/stroy	cow/boy	
fair/ground	coun/ter	

**3 Read the tricky words**

diff/er/ent
man/y

Point out the tricky bit of the word (i.e. the 'a' sounds /e/ in 'many') and then blend the rest.

**Comprehension**

Ask the children to read the title. What do they expect this book to be about? Point out that this is an information book. What kinds of information might they expect to be inside? Have the children ever been to a toy shop themselves? Open the book to look at the contents page. What does this tell us?

**Vocabulary check**

Check that the children understand the meaning of following words: destroy, outfit, big wheel.

**Reading the book**

- Listen to the children reading the book. Ask them to say the sounds and blend them in order to read words they do not recognise immediately.
- Ensure that children read the headings.
- Point out any places where there are speech bubbles on the page. How might the toys speak? Encourage the children to read the text as expressively as they can.
- Stop on page 14 and point out the speech punctuation. What does this show us? Encourage the children to think about who is saying the words as they read.



Blending more than one syllable? Do one syllable at a time, e.g. cow/boy

# At the Toy shop

## Contents

Our toy shop	page 2
Looking inside	page 4
Loud sounds	page 6
Different dolls	page 8
Counting	page 10
Harry Hound	page 12
Home time	page 14

Written by  
**Vicky Shipton**



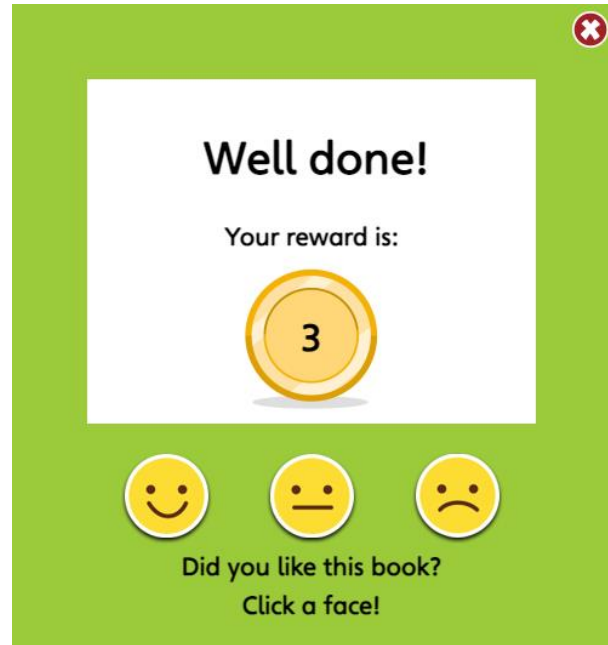


"And a strange sight it was, this tiny dark-haired person sitting there with her feet nowhere near touching the floor, totally absorbed in the wonderful adventures..."



# Reading

**Bug Club online** – always rate the book at the end so the book goes to ‘my library’ and a new One appears in ‘my stuff’.




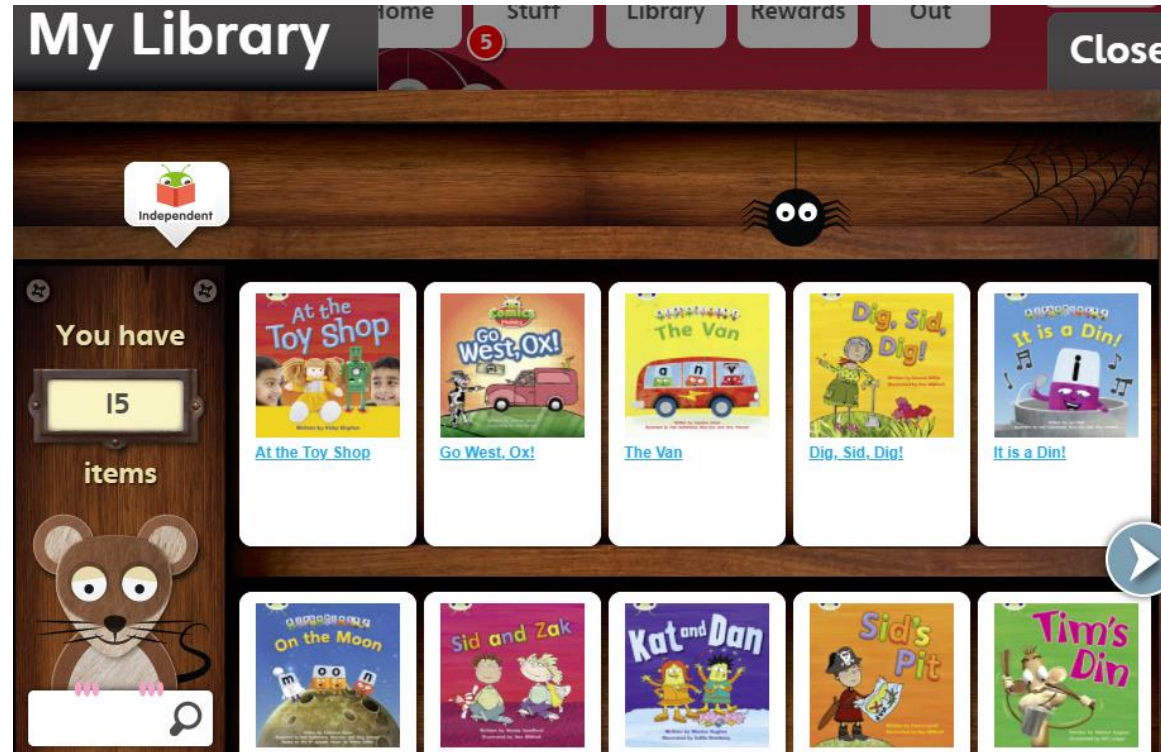
*"And a strange sight it was, this tiny dark-haired person sitting there with her feet nowhere near touching the floor, totally absorbed in the wonderful adventures..."*





# Reading

## Bug Club online



"And a strange sight it was, this tiny dark haired person sitting there with her feet nowhere near touching the floor, totally absorbed in the wonderful adventures..."






## Bug Club online

When your child has finished a book, the book will move to 'my library' as long as all bug questions and the ratings emoji are answered. Once the book is in 'my library', the class teacher can see the book is completed. The class teacher can see how many books have been read and how many are available in 'my stuff'. A new set of books can be allocated by the class teacher when needed.



*"And a strange sight it was, this tiny dark-haired person sitting there with her feet nowhere near touching the floor, totally absorbed in the wonderful adventures..."*





# Phonics

To help your child at school, it is really helpful to regularly write in the reading log with the date, title and comments. If you have any questions about your child's reading; general or specific (how to pronounce a phoneme), please write in reading log for your class teacher.



# Phonics

Thank you for listening.  
We hope the workshop  
helps with supporting  
your child to learn to  
read at home.