

Subject / Lesson	Time
Maths	1 hour
Singing / Games - ZOOM	30 minutes
English - My Island	1 hour
Physical Activity	30 minutes
Art	1 hour

## Maths Task

## Time

Maths Playground - Fractions  
Games

15  
minutes

[https://www.mathplayground.com/index\\_fractions.html](https://www.mathplayground.com/index_fractions.html)

Maths Challenges

40  
minutes




Try out these maths challenges:

<http://farnboroughprimary.co.uk/wp-content/uploads/2020/07/ShapeProblemSolving.pdf>

The questions get harder as you progress. See how far you can get.

You may find it helpful to draw a picture of the problem!



# English project - My Island

## Task 5

The noise and smell of food at the party attract some unwanted visitors. Write a description of the party explaining the events and the results. Use plenty of detail to give a really vivid description.



Physical activity –  
minimum 30 minutes each day

Link to resource

5 a day

User Name: FPS53 / Password: JFz4XqG7

<https://player.5-a-day.tv/>

Joe Wicks - PE sessions

<https://www.youtube.com/channel/UCAxW1XT0iEJo0TYIRfn6rYQ>

Cosmic Kids Yoga

<https://www.youtube.com/user/CosmicKidsYoga>

PE Hub Parents Portal

<https://pehubportal.co.uk/>

Go Noodle

<https://www.gonoodle.com/good-energy-at-home-kids-games-and-videos/>

Go for a walk/run.

You must go with an adult from your home and make sure you stay 2 metres away from other people.



# Carnival of the Animals - An Art festival

Hello

Over the last 6 weeks you been creating some great art on the theme of "Carnival of the Animals."

We hope you have enjoyed the lessons and we have really enjoyed looking at your work. It's been lovely to hear that family members have also joined in!

This week I am giving you a choice from my favourite websites....

There are so many nice ideas on these websites I found it difficult to choose, so take a look and decide yourself!

Enjoy ,relax, be creative this week and over the summer.

We would love to see your artwork in September!

Take care

Miss Pattison



Thank you for sending in your fabulous artwork! Remember it's not too late to send your art to your home learning page. We put up everything that is sent in on the website.





*Dear Key Stage 2 children*




*You are all invited to Zoom on Tuesday 14<sup>th</sup> July at 1.35 pm. We would really like you to share your artwork from the past few weeks as if we are walking around our Farnborough Art Gallery!*

*You are also welcome to attend if you are happy just to watch and see your friends showing their artwork!*

*The meeting ID and password will be sent out on Friday as usual.*

*See you Tuesday!*

*Miss Pattison*



Young artists will enjoy this website

<https://youngschoolart.blogspot.com/>



<https://youngschoolart.blogspot.com/2020/06/>



<https://youngschoolart.blogspot.com/2020/05/online-art-lessons-week-7.html>



<https://youngschoolart.blogspot.com/2020/05/online-art-lessons-week-10.html>



<https://youngschoolart.blogspot.com/2020/05/online-art-lessons-week-9.html>



<https://artprojectsforkids.org/>


Know what you want to draw? This website gives you easy step by step instructions for virtually every animal. A few suggestions.....



<https://artprojectsforkids.org/how-to-draw-a-toucan/>




<https://artprojectsforkids.org/draw-grumpy-cat/>



<https://artprojectsforkids.org/how-to-draw-a-horse-head/>



<https://artprojectsforkids.org/how-to-draw-a-parasaur-dinosaur/>



<https://artprojectsforkids.org/how-to-draw-a-dolphin/>

For more arty animal ideas check out this website:

<https://afaithfulattempt.blogspot.com/>



<https://afaithfulattempt.blogspot.com/2019/05/antler-animals-in-silhouette.html>



<https://afaithfulattempt.blogspot.com/search?q=food+chain+collage+>



<https://afaithfulattempt.blogspot.com/2011/05/glue-resist-african-animals-watercolour.html>



<https://afaithfulattempt.blogspot.com/2019/11/korhogo-cloth-paintings.html>



<https://afaithfulattempt.blogspot.com/2015/05/plasticine-pictures.html>

[arteascuola.com/](http://arteascuola.com/) for art lessons that are perfect! These are aimed at older artists.



<http://arteascuola.com/2015/03/animals-decorated-with-mosaics-inspired-by-gaudi/>



<http://arteascuola.com/2016/01/so-many-goldfish-prints-with-styrofoam/>




<http://arteascuola.com/2014/02/starfish-in-warm-and-cool-colors/>



<http://arteascuola.com/2020/05/monsters-in-complementary-colors/>



<http://arteascuola.com/it/2014/04/silhouette-in-gradazioni-cromatiche/>



<http://arteascuola.com/2019/06/cute-or-scary-monster/>

Remember you have the animal outlines on your home learning pages.