


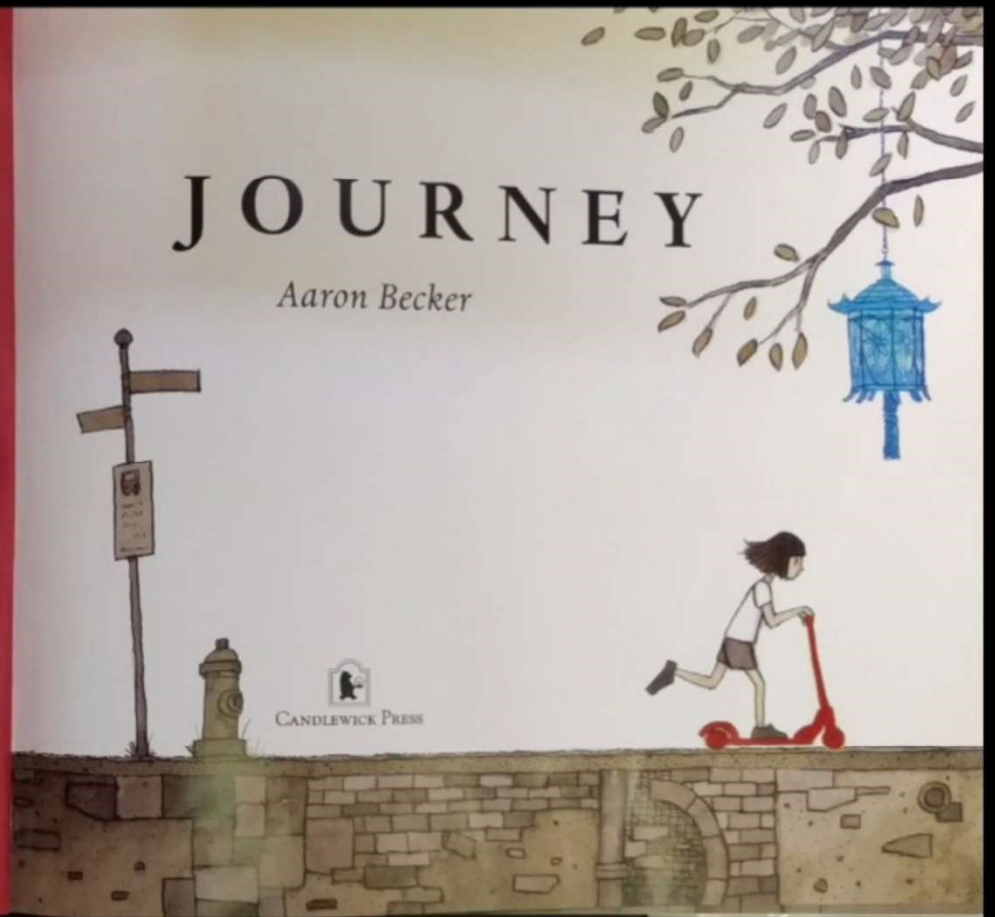


# Farnborough Primary School's story writing day!



# JOURNEY

*Aaron Becker*





If you had a magic pen, where would you go?






Make a list of all of the magical places you might travel to with your magic crayon.





Just like the children in our story you are going to draw your own adventure today.

Make a mind map of all of your ideas.

How will your  
adventure  
start?




# Mind map some of the ideas you could take from the story.





How can you tell different between what the children have created and what is real?



What is the important relationships within the book? Is this more than just an adventure story?



Create a story path for your adventure.


Things to think about:

Characters

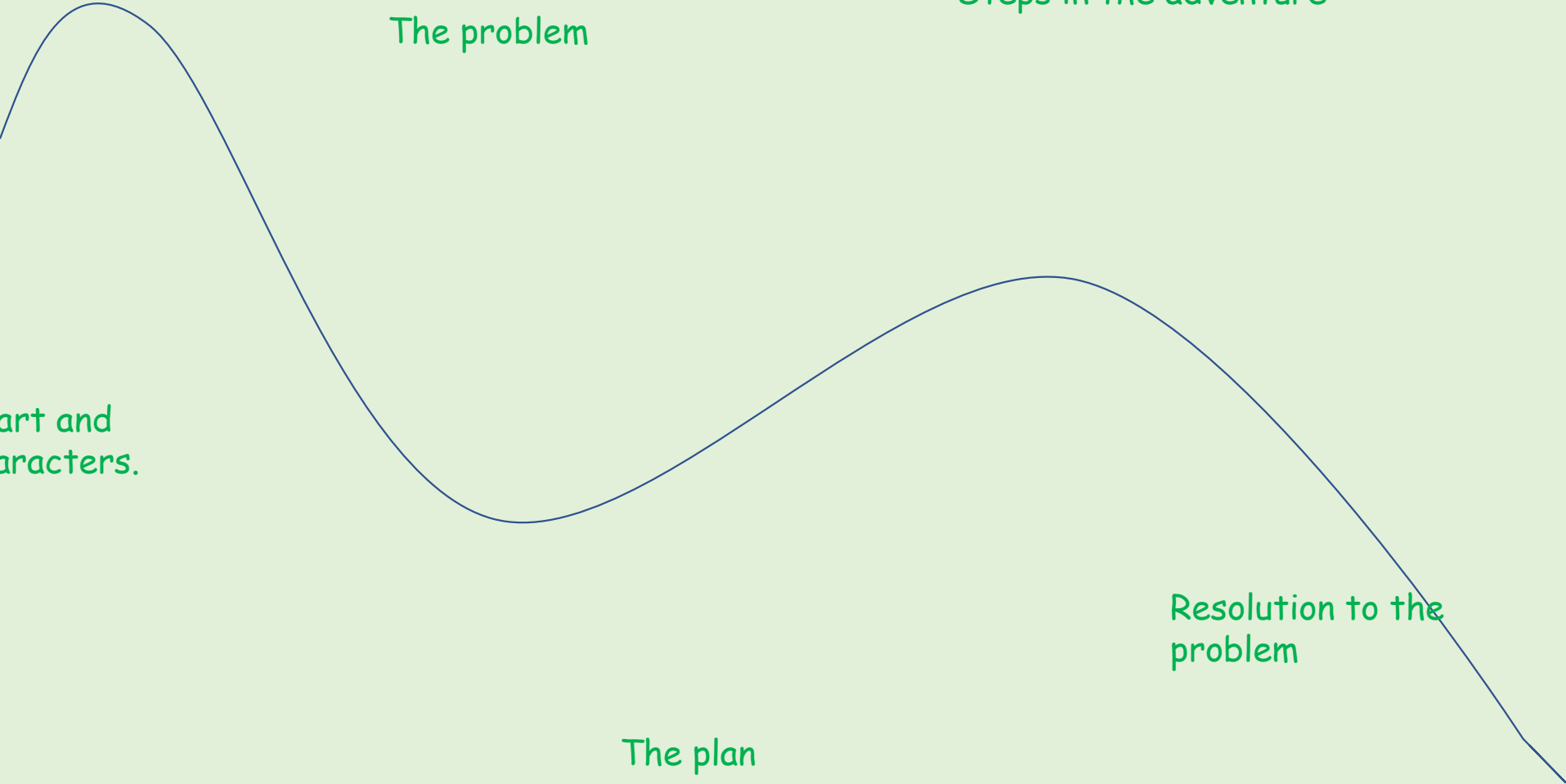
Setting

The problem

How it will be resolved?







The start and  
the characters.

The problem

Steps in the adventure

The plan

Resolution to the  
problem

Now you are ready to begin  
your adventure.



Now. you are ready to start writing your adventure using your story path to help you.





Here is some vocabulary to help you with your word choices.

### To Describe Characters

amiable  
charming  
delightful  
good natured  
likable  
nice  
pleasant

attractive  
beautiful  
exquisite  
gorgeous  
handsome  
stunning  
winsome

audacious  
bold  
brave  
courageous  
fearless  
plucky  
valiant

disagreeable  
horrible  
insufferable  
loathsome  
nasty  
obnoxious  
unpleasant

grotesque  
hideous  
repugnant  
repulsive  
revolting  
ugly  
vile

almighty  
big  
enormous  
gargantuan  
gigantic  
humongous  
massive

Here is some vocabulary to help you with your word choices.

### To Describe Feelings

delighted  
ecstatic  
elated  
euphoric  
happy  
overjoyed  
thrilled

angry  
annoyed  
fuming  
furious  
incensed  
livid  
outraged

anxious  
apprehensive  
jittery  
nervous  
tense  
uneasy  
worried

crestfallen  
dejected  
depressed  
despondent  
heartbroken  
miserable  
sad

afraid  
frightened  
panic-stricken  
petrified  
scared witless  
terrified  
terror-stricken

certain  
confident  
convinced  
in no doubt  
optimistic  
positive  
sanguine

Here is some vocabulary to help you with your word choices.

### To Describe Settings

attractive  
awe-inspiring  
beautiful  
breathtaking  
glorious  
magnificent  
spectacular

grand  
impressive  
majestic  
regal  
splendid  
stately  
lavish

bustling  
busy  
crowded  
hectic  
lively  
swarming  
teeming

disgusting  
hideous  
horrible  
ugly  
unappealing  
unattractive  
unsightly

creepy  
eerie  
frightening  
scary  
sinister  
spine-chilling  
unnerving

calm  
noiseless  
peaceful  
quiet  
silent  
still  
tranquil



# Here is an adventure story writing toolkit.

A dilemma or problem

A resolution

Create suspense in the build up

Show not tell

Reveal the character's thoughts  
*- He hoped that he would find his way home.*

Vocabulary choices

Short punchy sentence

Dramatic connectives - *in an instant, without warning, out of the blue*

Rhetorical questions



Powerful verbs - *crept, grabbed, smothered*

Empty words - *something, somebody*

# Can you include...

Cliff hanger questions

Slow the action by using sentences of three and drop in clauses.

Prepositions

Show the setting through the character's eye's

Dialogue showing how the character is feeling

Similes



Pick out unusual details to bring the setting alive.

Metaphors

Onomatopoeia

Expanded noun phrases to add intriguing details

Describe the change in weather to create atmosphere

Let's meet the author.

<https://www.storybreathing.com/free-virtual-school-visit/>



Just like Aaron Becker we are going to try and create a scene from our story through Junk modelling.

You can create a scene from your story or from Journey it is up to you, but we would love to see photos of you models.


Alternatively, there are slides at the end of this presentation to help with some drawing ideas.

Here is some ideas to get you started.



Can you use the images on the slides to help you create some artwork for you stories?


You don't have to use them all, pick the ones that will work with your story or use them to inspire you own artwork.



Who lives in the castle?  
Do they keep animals?  
Can you draw them so we can see?

You were secretly following someone when they disappeared through this archway. You aren't sure what's on the other side so you tiptoe up the step and peer through.

Draw or paint what you see through the archway.




What do you see through the archway?

Is there anything on the step, draw what you see?

Suddenly, something makes you look up...what do you see above the archway?

You are right at the top of the castle, looking out: what can you see? Clouds, stars, rooftops? What is the weather like?




Who lives in this magical castle floating in the sky?

What is on the flags?

What do you see below the castle? Clouds? Stars? Rooftops?




You saw a city that you had never seen before, with streets full of water and strange wonderful buildings. Draw in as much as possible of what you see. Who is in the boat and where is it going?



What else can you see in this strange wonderful, watery city?

Who is in the boat and where is it going?


The castle is on an island, draw in the water and an upside down picture of the castle reflected in it.



Is there anything or anybody in the water? Draw them with their reflections, if you can.

Something extraordinary just happened and you saw it all!

Draw a picture showing the whole story.....



What have you seen?  
Where is it happening?  
Who is involved?