Welcome back Elves!
See you at 11 on Zoom.

It's Wednesday!

Wednesday 15th July 2020

Good Morning!

Physical activity - minimum 30 minutes each day	Link to resource
5 a day User Name: FPS53 / Password: JFz4XqG7	https://player.5-a-day.tv/
Joe Wicks - PE sessions	https://www.youtube.com/channel/UCAxW1XT0iEJo0TYlRfn6rYQ
Cosmic Kids Yoga	https://www.youtube.com/user/CosmicKidsYoga
PE Hub Parents Portal	https://pehubportal.co.uk/
Go Noodle	https://www.gonoodle.com/good-energy-at-home-kids-games-and-videos/
Go for a walk/run. You must go with an adult from your home and make sure you stay 2 metres away from other people.	

Maths

Cross-road

1. You need 5 paper plates and 15 counters.
Put the plates in a cross.

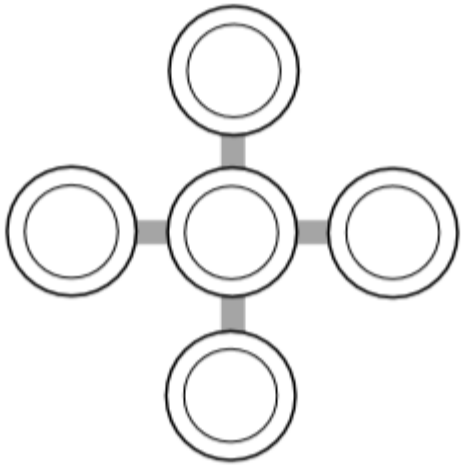

2. Use all 15 counters.
Put a different number on each plate.
Make each line add up to 10.

3. Do it again.
This time make each line add up to 8.

You can write your answers in your exercise books.

If you would like to try Gruffalo work, complete question 1

If you would like to try Horrid Henry work complete question 2

If you would like to try James and the Giant Peach work, complete question 3

How to...

Waterproof a Pirate Ship

You will need:

- paper with a picture on it
- materials such as kitchen roll, plastic, bubble wrap, tissue paper cut into squares
- glue
- squeezy water bottle
- water

Method:

1. Draw your pirate ship.
2. Place the squares of material over the picture using glue.
3. Spray water over the picture and observe any changes to the paper.

The Science Bit

Investigation! Does it make a difference if you use more than one layer of the materials that were less good at repelling water?

Can you cut some shapes out of the plastic, stick them on paper and paint over the top to make a picture?

Pirates

p	x	s	h	i	p	d	t	i
a	f	k	c	f	w	y	a	s
r	l	i	m	a	p	o	l	l
r	p	k	s	k	u	l	l	a
o	o	m	z	j	x	k	d	n
t	r	v	h	y	g	y	t	d
t	p	i	r	a	t	e	z	a
a	a	q	l	r	u	h	e	k
k	i	f	r	b	q	s	i	y

map
pirate
ship
parrot

flag
sea
island
skull

Create a treasure map to play with someone at home. Plant the treasure

Treasure Map

Put an X where the treasure is buried.



Reading online



I'm so impressed with your reading Elves.
You should be very proud of yourselves!

Please log on to Bug Club
Read for at least 15 minutes.

Please read the key words inside the front cover first.
When you find the bug questions, click and complete them.

Please note down the books you've read in your reading record book.

Your personal login details are on the inside of your reading record book.

Well done for
your super work today!