I hope that you all had a lovely weekend and a fun French Day last week.

This Friday will be Eco Day where you will be looking at recycling and what a carbon footprint is.

You'll see a PowerPoint and letter from Mrs Roberts on our learning page. She's the lucky teacher who will be teaching you next year and she has set you a task to complete and email over to her by Friday.

Well done to Evie, Ambrose and Jack who were awarded Achievement Awards during Friday's Zoom Achievement Assembly. Don't be sad if your work wasn't chosen last week, there's always a chance that it'll be your turn this Friday…

I'm looking forward to seeing your lovely smiles again during our three zoom sessions this week.

Take care,

Love from Mrs Matthews xx

Good morning Unicorns!

Here's your work for today:
Monday 6th July

I'm looking forward to seeing lots of you at our Storytime Zoom session at 9.15 this morning.

Watch the animation on the next slide to remind yourself of how to keep safe online.

https://www.youtube.com/watch?v=FNQmo0LF6YY

Let's start the day by being…

Physical activity – minimum 30 minutes each day	Link to resource
5 a day User Name: FPS53 / Password: JFz4XqG7	https://player.5-a-day.tv/
Joe Wicks – PE sessions	https://www.youtube.com/channel/UCAxW1XT0iEJo0TYlRfn6rYQ
Cosmic Kids Yoga	https://www.youtube.com/user/CosmicKidsYoga
PE Hub Parents Portal	https://pehubportal.co.uk/
Go Noodle	https://www.gonoodle.com/good-energy-at-home-kids-games-and-videos/
Go for a walk/run. You must go with an adult from your home and make sure you stay 2 metres away from other people.	

Maths

Can you identify the numbers under the splats?

1	2	3	4	5	6	7	8	9
11	12		14	15	16	17	18	19
21	22		24	25			28	29	30
31	32	33	34	35			38	39	40
		43	44	45	46	47	48	49	50
		53	54	55	56	57	58	59	60
		63	64	65	66	67	68	69	70
71	72	73		75	76	77	78		
81	82	83		85	86	87	88		
91	92	93	94	95	96	97	98		

- How did you get on? Practise counting in tens from any number e.g. 45

1	2	3	4	5	6	7	8	9	10
11	12	13	14	15	16	17	18	19	20
21	22	23	24	25	26	27	28	29	30
31	32	33	34	35	36	37	38	39	40
41	42	43	44	45	46	47	48	49	50
51	52	53	54	55	56	57	58	59	60
61	62	63	64	65	66	67	68	69	70
71	72	73	74	75	76	77	78	79	80
81	82	83	84	85	86	87	88	89	90
91	92	93	94	95	96	97	98	99	100

Challenge 1:

Find 10 more of the following numbers:

23 76 45 84 88 32

Find 10 less of the following numbers:

73 55 90 71 83 77

Challenge 2:

Find 10 or 100 more of the following numbers:

36 66 125 476 567 632

Find 10 or 100 less of the following numbers:

456 199 153 154 246 192

Challenge 3:

- Fill in the missing numbers:

10 less	Starting number	10 more
	325	
674		
	892	
		1001

You can write your answers in your exercise books.

- If you would like to try Gruffalo work, complete Challenge 1.

- If you would like to try Horrid Henry work, complete Challenge 2.

- If you would like to try James and the Giant Peach work, complete Challenge 3.

Outdoor Activity

Every day I am going to give you an activity that can be carried out either outdoors, (if the sun is shining) or indoors (if we're not as lucky as the weather!).

Create your own treasure map. You might want to ask an adult to help you tea stain it.

Use your imagination and think about what your map might include. You can base it around the story, 'Pirates love underpants' or think of another idea. This might include: food, sports, colours.
For example: Milky Way Mountains, Scrumptious Snickers Bar Island.

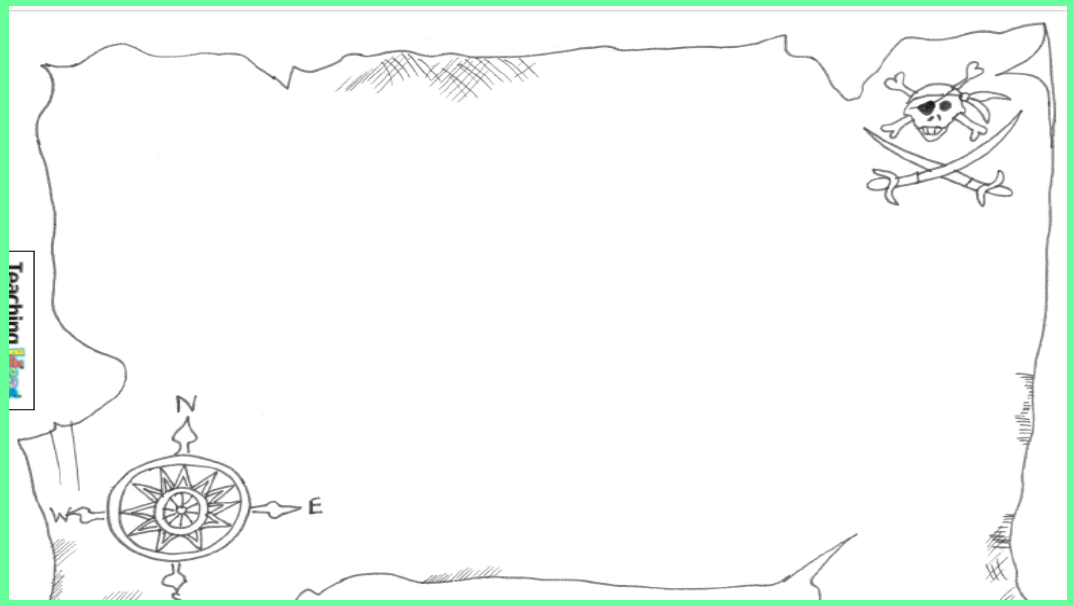

What will your treasure map include?

A ship
An island
A compass
Mountains
Treasure

Create a key and label your map.

ART

Design new pirate themed underpants for the pirates!

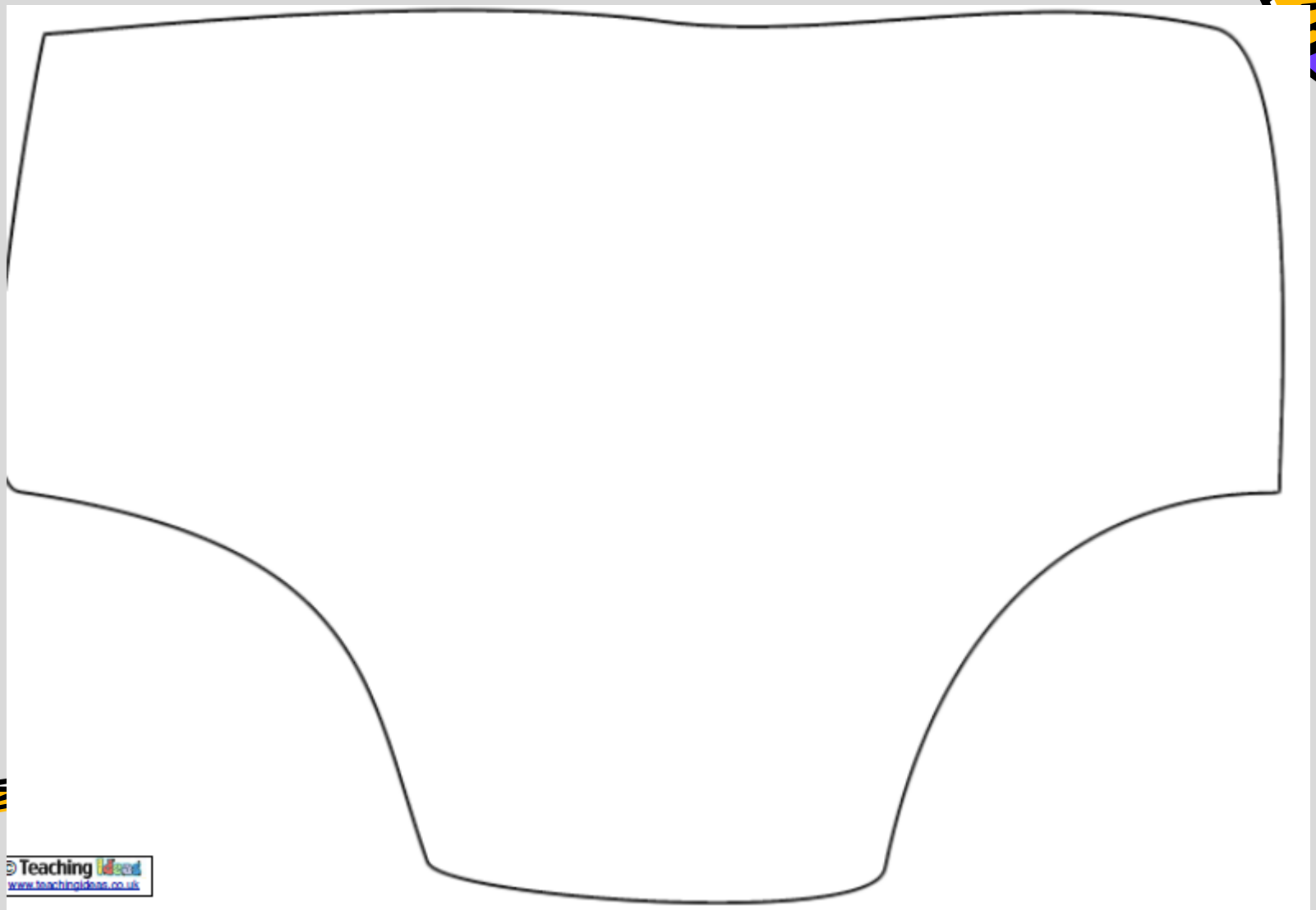

© Teaching Ideas
www.teachingideas.co.uk

Things to think about when designing:

What will the pattern be?

What colour will they be?

How will you make them?

You can draw, paint or use craft materials to make your new pirate underpants!



Reading online

Please log on to Bug Club and read for at least 15 minutes

Make sure you answer your bug questions!

Bug Club

Enjoy, Unicorns!