

Year 2 Homework

Book: Rosie Revere Engineer






Topic: Food, Glorious Food!

Homework activities are intended to be as open ended as possible, allowing the children to reflect on their learning in class in a creative way and for the children to make their own decisions on how to collect, record and present their home learning. We know from research that all pupils have different learning styles – some are visual learners, others work well with words and writing, many learn best from practical hands on activities e.g. through making things, art or music. We know that children's learning is maximised when they engage in activities using their individual learning styles.

Each week your child will be expected to complete a homework grid task. They can answer the question or complete the task in their own preferred way on one or two pages in their homework book. Here are some ideas of how children might approach learning grid activities:

- Drawing, colouring, sketches, labelled diagrams, artwork- painting, collage, 3D constructions
- Cooking with photographs or explanations
- Take photographs or even videos of their work
- Use the internet as a resource
- Tables, charts and grids
- Writing fiction, poems, descriptions
- Writing non-fiction-report, diary, letter, journal, newspaper report, e mail, leaflet, debate or explanation
- Invitations, postcard

Your child can include objects or resources or references to them. We hope you have fun learning

Bloom's Taxonomy - levels of thinking				
	Knowing What do I know and understand?	Understanding Can I apply and show what I know?	Creating What can I create?	Evaluating Can I evaluate and make judgements?
Verbal I enjoy reading, writing and speaking 	Research a famous chef	Research what foods are grown in the UK and make a factsheet.	Create your own poem about food.	Make a list of foods you like and dislike and explain why.
Creative I enjoy painting, drawing, making and listening to music 	Sketch a picture of an example of successful engineering (e.g. Clifton Suspension Bridge, Beijing Olympic Stadium)	Find out what engineers do and create a poster about a famous engineer.	Create your own poster or sculpture using fruit, vegetables or plants inspired by Giuseppe Arcimboldo. 	Create a new lunch menu for school and make the healthy parts of the menu stand out.
With my family I enjoy working with others 	Find a recipe that you/ your family haven't tried before and cook it together. Take a photo and bring it to school.	Create a family cookbook.	Write a description of your favourite meal for a family member to guess what it is i.e. I am thinking of my favourite meal. It is	Turn your house into a restaurant for your evening meal (e.g. create placemats, menus etc)
On my own I enjoy working by myself 	Track how many fruits/vegetables you have eaten during the week and create a pictogram.	Design a bridge out of things you have at your house. Bring it in to school or take a photo of it.	Become an engineer - create your own invention to help with a chore at your house.	Write a review of a meal you have eaten recently.

These activities are either linked to your English, topic or give you the opportunity to do things that really matter with family and friends at home, whether it be having fun or being responsible in your house. These tasks need to be completed to the best of your ability. If a task is colour coded in blue, then the outcome needs to be presented in your homework book; if it is shaded in yellow, then no evidence is required in the book. Homework will be collected weekly on a Monday. You can choose which activity to complete.